



bucars

2016 Edition

Contents

2016 Bucars Magazine



FEATURE

Manitoba Road Trip Adventures

8



FEATURE

What to Wear RVing Fashion Guide

16

Bucars	4 Schedule of Events
Parts, Accessories, & Maintenance	6 Taking Care of Your RV
	7 Battery Connection: What Colour Goes Where?
	13 2016 Parts & Accessories Guide
Adventures	14 Best Hikes in Alberta
	18 Bargain Camping for the Frugal Camper
	20 Recipes
	22 Our Picks: Where to Go, What to See
	28 Camping with Your Dog

FEATURE

30 Industry Spotlight Q&A with Chris Mahony, Executive Director Go RVing Canada

FEATURE

25 The Trip That Turned Us Into RVers



From the Redmonds

As we embark on 2016 we do so with many things on our mind. 2015 was an interesting year with Canada's economy weakening, many jobs lost – many who are our friends and family – and a period of overall uncertainty. One thing remained, however: our need and desire to escape the hustle and bustle of daily life.

As well, we were reminded many times that life is what you make of it and, as we all know, it doesn't take much to change our direction in life for the better or worse. With this in mind we continue to look at the positive side of things and challenge ourselves to lead loving, adventurous lives that, looking back 10 or 15 years, we can say with a smile that each moment was an enjoyable one.

Today, at the dealership, we're striving to continue to help our customers, friends and family enjoy the sweet things in life. While we are first an RV dealership, we are also enablers of discovery, serendipitous moments with loved ones, and of travelling this amazing country.

We call the experience of dealing with Bucars "Refreshingly Different." We stand by this as not only our tagline but also our mantra within the dealership. The way you see us online, the way you're greeted at the door, the smooth purchasing and Red Carpet delivery process, our

enormous and well-stocked parts and accessories department, our certified Service team and our respectful staff are all ways in which we strive to be the best.

What you will find in this magazine is a look at what we find can accompany the finer things in life we mentioned before. We've highlighted an adventurous trip to Manitoba – our second neighbours to the east; a few tasty recipes you can try camping; things you may want to wear next trip; top parts and accessory trends for the year ahead; and a few other helpful tidbits and stories. Enjoy it and please pass it along.

As always, we love hearing from you and hope you continue to send us letters and messages about your RVing experiences, explorations and encounters with the wild with your RV. Feel free to email us at info@bucarsrv.com, call the dealership at 1-800-267-8348 or book an appointment with either of us.

Happy RVing. And wherever you go, go with an open heart and mind, and enjoy.



Kyle Redmond and Jeff Redmond

Bigger and Better in Balzac

At just over 40,000 sq ft., Bucars boasts a spacious, naturally lit and welcoming facility on an impressive 12 acres of land. There's 14,000 sq. ft. of showroom and some 19,000 sq. ft. devoted to the service shop. And the rest? You'll find a massive parts and accessories department, a customer lounge and Wi-Fi area, staff offices, boardroom, Bucars U lecture hall and staff kitchen. Yeah, it's big all right.

RVs of all shapes and sizes can be found on the lot at Bucars – everything from tiny towables to gigantic Class A diesel pushers grace the asphalt, waiting to be driven away by their new owners.

The Bucars U program of free RVing seminars is back for another year. Customers and their friends can experience a broad selection of info-packed sessions where they can learn a ton and chat with other die-hard RVer.

Everyone at Bucars is an RVer, including the owners, meaning the love for amazing RVing experiences and discoveries surround everything they do. But with 12 acres at their disposal, there's lots of RVing-love to go around.



Come up for a Putt!

Bucars is not only home to hundreds of RVs and park models, a massive parts and service department, and friendly staff, they're also home to their very own 17-hole mini golf course. Next time you're thinking of browsing some RVs, bring the entire family for a round on the "Redmond Greens" mini golf course.



4 Day Deal

4 Day Deals are back in 2016 with amazing deals to save you money. Last year we had amazing deals ranging from 2 for 1's to 50% offs, for things like lights, camping chairs and our most popular... toilet tissue. Watch for even more great deals in 2016.



Bucars App

Bucars' app was downloaded over 300 times last year. With the app you get access to amazing deals, campground finder, fuel finder, and our online inventory. Download the app at bucarsrv.com/app.



Bucars U

Bucars U continues to educate even the most seasoned RVer. Check out the calendar of events in this year's magazine and sign up online at bucarsrv.com/bucars-u.



Storage

Need a place to store the rig while it's in town? Bucars has a massive storage facility that can accommodate all sizes and types of RVs. Storage prices range and depend on the size of lot. Give Bucars a call for information and to reserve your spot.



Community Cruiser

Our Community Cruiser is a 25 ft. towable trailer that we lend out to local non-profits and organizations in need of a mobile command centre. Contact the dealership to reserve.



RV Care

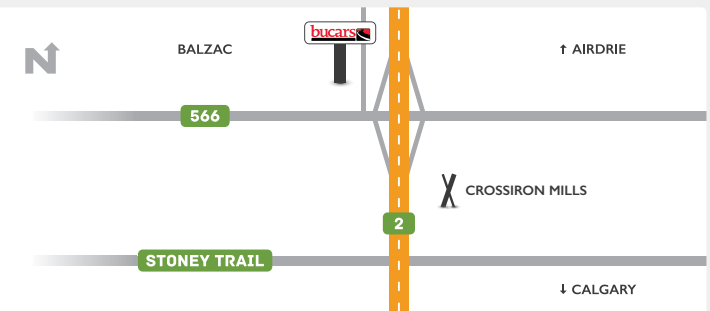
Bucars is proud to be a founding member of RV Care: a network of RV dealers across Canada and the U.S. dedicated to offering the best products, customer service and support for their customers. At 175 dealers across North America, customers who purchase from an RV Care dealer can call on any one of the others for service help. Visit rvcare.ca for the list of dealers.



Bucars Magazine is an annual publication produced by Bucars RV Centre.

© 2016, Bucars RV Centre

CONTENT David Wald, *Social Sesame* – socialsesame.com
ART DIRECTION & DESIGN Chris Pecora – chrispecora.com



Getting Here

Whether you're dropping by to browse or leaving your coach for a service appointment, getting to Bucars is a real cinch.

1-800-267-8348

bucarsrv.com

262109 Balzac Blvd., Balzac, Alberta T4B 2T3



facebook.com/bucarsRVcentre



twitter.com/BucarsRV



instagram.com/BucarsRV



youtube.com/BucarsRVCentre



pinterest.com/bucarsrv

Bucars Schedule of Events



Bucars U

RV 101: March 5, 11am

Solar Power: March 5, 2pm

RV Towing, Trailers & Fifth Wheels: April 16, 9:30am

RV Towing, Motorhomes: April 16, 12pm

Spring Maintenance (De-Winterizing Plus): April 16, 2:30pm

RV 101: May 7, 10am

RV 201: Parts Trends, Gadgets, and Gizmos: May 7, 1pm

RV Basics Ladies Only Evening: May 12, 7pm

Boon Docking and Dry Camping: May 14, 1pm

RV 101: June 25, 1pm

Winterizing Basics: Sept 24, 11am

Dinghy Towing: Sept 24, 1pm

* Register for Bucars U seminars by visiting bucarsrv.com/bucars-u



Special Events

Calgary RV Show: Jan 28–31

Bucars Pre-season Factory Sale: March 5–6

Bucars RV Open House: April 16–17

RVDA RV Owners Learning Weekend (Ol' MacDonald Resort): May 27–29

Drive Thru Winterizing #1: Oct 1, 9am–3pm

Drive Thru Winterizing #2: Oct 15, 9am–3pm

The best of Bucars in the palm of your hand

The Bucars app is a great way to get quick information about campgrounds, weather and the nearest fuelling station. Plus, who wouldn't want instant access to hot Bucars deals and on-the-lot inventory?



Find Campgrounds



Locate Nearest Fuel Stations



Hot Deals



Share and Connect with Other RVers



Download the Bucars app today for free from the App Store and Android Market.

bucarsrv.com/app





TIFFIN
MOTORHOMES

MADE TO MOVE YOU.

IT'LL TAKE YOU PLACES
BEFORE YOU EVEN START THE ENGINE.



Taking Care of Your RV

WITH THESE

10 Tips

Brian Mackenzie, Service Manager

For more tips, helpful advice and answers you can contact the Bucars Service Team at service@bucarsrv.com or 1-800-276-8348. We'd love to help you out.

RVs are wonderful things: they are truly your home-away-from-home on wheels. And while we hope nothing goes wrong with them, it is inevitable that your RV will make its way into the service department for either a check-up, repair or overhaul.

Our experienced Service Department Team of over 30 people (including 10 certified Technicians and two Apprentices) is ready and able to help if and when you need us. And our 16-bay service centre can handle nearly any project. We even have a 72,000lbs hoist that can lift a Class A bus!

But if there were a few crucial tips we'd recommend for taking care of your RV in 2016, these would be them:

- 1 Winterize and De-winterize your RV each and every year.
- 2 Keep your roof clean and sealed to prevent costly leaks that also affect re-sale price down the road.
- 3 Take care of your awning by washing it, drying before it's rolled up and lubricating the rails and joints.
- 4 Keep your vents clean and clear of debris to prevent blockages and keep components working their best.
- 5 For motorized, change your oil and filters regularly.
- 6 Cover your RV when it's being stored to prevent weather damage (a garage is best in case there is hail).
- 7 Install a back up camera or rely on a friend at all times when backing up your RV to prevent accidents.
- 8 Keep your fridge and freezer clean to prevent mould, mildew and unpleasant smells.



- 9 Remember to keep your batteries charged and fluid topped up to maintain battery life. Ask a professional how to go about doing this just to be safe or watch our video.
- 10 Take it easy while driving and you'll not only be safer on the road but there will be less wear and tear on your RV. Plus, the journey is way more enjoyable.

Battery Connection Basics

One of the most asked questions we get at the dealership is “how do I properly connect my batteries?” It’s quite simple, actually. Take a look at the diagram and follow along. Of course, if you don’t feel comfortable doing this yourself or if you have questions, please contact us at Bucars.

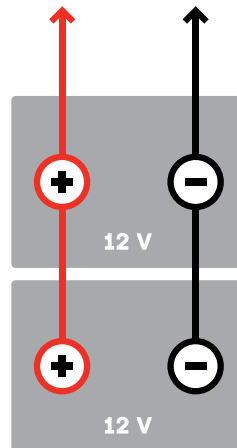


At Kropf, we are excited to be a new member of the Bucars product line and look forward to impressing you with our fleet of exceptional park models.

kropfind.com

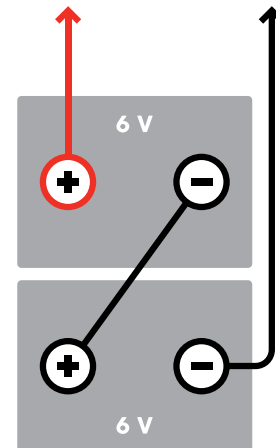
12 V
BATTERIES

+12 V GROUND



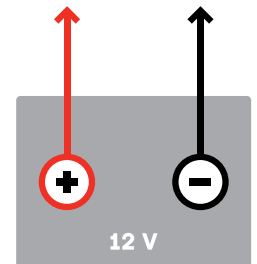
6 V
BATTERIES

+12 V GROUND



12 V
BATTERY

+12 V GROUND





Road Trip Adventures in

Manitoba

When the compass points to all things Manitoba, let Bucars RV provide you with the ultimate road map to the province known as “The Land of 10,000 Lakes.” With a variety of attractions and intriguing locales, the eastern-most prairie province is where travellers will discover the perfect mix of wildlife, heritage, culture and the bright postcard-perfect lights known as Aurora Borealis. Here are four notable adventures and places to stay along the way.

MANITOBA ADVENTURE #1 *The City Slicker*

If it's your first visit to Manitoba, Winnipeg should be at the very top of your list.

Described as the "Little Spark on the Prairie" in a recent National Geographic Traveler article (that hand-picked Winnipeg as one of the Top 20 "Best Trips of 2016"), the capital city has a rich abundance of cultural hot spots.

Visit the Canadian Museum for Human Rights, the Assiniboine Zoo and the Winnipeg Art Gallery, which houses an impressive collection of International works and the largest collection of contemporary Inuit art that can be found anywhere on the globe.

No visit would be complete without a visit to the historic Exchange District that includes 30+ architecturally inspiring blocks of bistros, galleries and shops. After your fill of retail and restaurants, a stop by The Forks downtown is in

order. In the summer months, the water park will delight younger visitors.

After a full day of adventures the Winnipeg West KOA is a recommended campground/RV Park to retire. Conveniently located less than 45 minutes from all the destinations in and around Winnipeg, you have the best of both urban and the great outdoors. Venture into the city at night or enjoy the tranquility of the nearby Assiniboine River.

Traveler's Tip for seeing the Polar Bears: Manitoba is world-renowned for their unique tours of the Great White North and its many majestic creatures, which are based out of Churchill. However, the most northern points of the province are only accessible by plane or rail, which is why we recommend booking your tours and flying directly out of Winnipeg.



Photo: Little Limestone Lake/Travel Manitoba

MANITOBA ADVENTURE #2 *The Road Warrior*

For travellers who love the feeling of being on the open road, we suggest driving west from Winnipeg towards Portage la Prairie – just half an hour away. Home to the annual fair Portage X, one of Manitoba's most attractive cities has a lovely farmers' market, and tasty regional fare that must be sampled at Mayfair Farm. If you need an excuse to work it all off, you can play 18-holes at the local golf course.

Beach lovers will be glad to know that Lake Manitoba beaches are less than 25 km away from Portage la Prairie. If you make your way here, be sure to look out for Manipogo; Manitoba's very own sea monster of local lore.

Further north, the lovely Riding Mountain National Park offers RV sites that are close to a number of activities in the area, including fishing and horseback riding. See if you can spot the nearby Lake Audy bison herd or simply watch the sun set and enjoy a quiet moment in your natural surroundings.

After a good sleep, you can choose to explore more attractions in the park. Hiking anyone? Or, venture further north to the quaint town of Dauphin that's just a quick drive away. Here you can step back into history and learn about the fur trade or search for treasure with over 100 geo-caches in the area.



Photo: The Forks/Travel Manitoba

MANITOBA ADVENTURE #3

The Foodie

When you have foodies on board, make Winkler one of your destinations. Yes, Winnipeg is well known for its delectable dishes but don't overlook the more southern points of Manitoba. With one of the most multi-cultural populations per capita, this small city is full of delicious diversity, particularly Mexican and Ukrainian cuisine (try Del Rios or Coop Café for starters). However, Mulligan's Restaurant is where you can treat yourself to some truly tasty gourmet.

If you've had your fill of food, head to the Pembina Threshermen's Museum between Winkler and Morden where you'll find a snapshot of pioneer life at the sod houses and general store. Alternatively, stay in town and make use of the golf course and the 15 km of walking paths.

The town of Morden is a quick 10-minute drive away from Winkler where you can take in the local scenery from the zip line that runs over the Pembina Valley, or dig for fossils at the Canadian Fossil Discovery Centre. The Stardust Drive-In Theatre is also a popular spot May to September when you crave a nostalgic cinema experience.

At the end of the day, the Winkler RV Site is a well-maintained park with all the amenities. The recreation centre next door has beach volleyball, tennis and basketball to keep you entertained.





Photo: Beach/Travel Manitoba



Photo: Travel Manitoba/Robyn Hanson

MANITOBA ADVENTURE #4 *The Beachcomber*

When you're visiting The Land of 10,000 Lakes you have to ensure you fit in some beach time. Lake Winnipeg is home to some stunning spots. As the world's 10th largest freshwater lake, people who love the water will be right at home sailing, wind surfing and kayaking here.

The charming town of Gimli, which translates as 'Home of the Gods' in Norse, is an ideal destination to see pelicans, purple martins and the Gimli Film Festival (if you visit in July). After you've had your fill of fun on the beach, take a scenic drive, peruse the exceptional art galleries in town, or feast on fresh lake fish at a charming restaurants like the Lakeview Resort - where beautiful sunsets abound over the beach and harbour.

The H.P. Tergesen and Sons General Store is another popular place in town. Established in 1899, this tourist favourite has a collection of oddball souvenirs and mementos that will be a warm reminder of your time spent in Manitoba. Whatever you do in Gimli, make sure you get at least one photo opportunity with the Viking statue at Harbour Park (affectionately known as Bill's Hill).

The Autumnwood RV Resort can be found on 50-acres that are situated close to the many desirable spots on Lake Winnipeg, as well as the enchanting shops and restaurants of Gimli; the best of both worlds.

READY TO *Explore...*

Wherever your RV is headed in Manitoba, there's no shortage of wonderful places to see, visit and explore when you go. For more fantastic ideas on where you can go, reference the province's main tourist page Travel Manitoba (travelmanitoba.com) and get ready for the trip of a lifetime. Happy RVing.



Dutch Star. The perfect end to a late day hike, mid-afternoon siesta, or Sunday morning brunch or whatever whets your appetite. With a full kitchen complete with premium appliances and solid surfaces, a JBL sound system, cathedral ceilings in the master bath, and heated all tile-floors. No wonder so many paths lead to Dutch Star.



NEWMARCORP.COM

Our Picks

Must-Have RV Parts and Accessories in 2016

Our latest addition to the Bucars Parts Store is the Briggs & Stratton P3000 inverter Generator, which is lightweight and affordable.



Andersen EQ hitch has become our #1 selling EQ hitch with ease of operation, simple storage and awesome performance.



For years the RV industry has never been able to offer an affordable upgrade mattress and the Denver Mattress has changed all of that with ultimate affordable comfort.



The Tekonsha Prodigy RF eliminates the need of mounting a brake control into the tow vehicle and instead mounts it on the trailer with a remote control that plugs into your power point.



A bad power surge can cost an RV owner thousands of dollars in repairs and has become a more frequent thing to happen which is why we stock the full range of TRC SURGE GUARD surge protectors.



The Andersen Camper Leveller is a quick and efficient way of levelling your towable RV without the headaches of stacking blocks.

A scenic landscape photograph featuring two hikers in the middle ground, walking through a field of tall, golden-brown grass. The hiker on the left is wearing a yellow shirt and a backpack, while the hiker on the right is wearing a red shirt and a backpack. In the background, a dense forest of tall, thin evergreen trees stretches across the frame, with a range of rugged, grey mountains rising behind them under a bright blue sky with scattered white clouds. The overall scene is bright and clear, suggesting a sunny day.

Best Hikes in Alberta

Spring is here, and that means glorious summer months of camping, playing and roaming outdoors are ahead. It also means you can start dusting off those hiking boots, hit some of the nearby hiking trails and enjoy some of the most awe-inspiring landscapes in the world – all within a half-day drive of Calgary. Hiking is an excellent camping activity, so whether you want to set up camp close by or just go on a day trip it is up to you.

Crypt Lake

Starting with a scenic boat ride across Waterton Lake in Waterton Lakes National Park, the 18 km hike to Crypt Lake is the most popular hike in Waterton. On the hike you'll pass four waterfalls, climb through a natural tunnel, pass along a narrow cliff ledge and finally reach the beautiful Crypt Lake.

This is a thrilling but also more challenging hike, traversing an eight-foot iron ladder and the cliff ledge may be a barrier if you're afraid of heights.

Allow four to six hours and allow extra time so you don't miss the boat back. Bring plenty of water and good hiking boots.



Photo: Banff Lake Louise Tourism

Grassi Lakes

Close to the Canmore Nordic Centre, this is a short, family-friendly hike of about 4 km. Choose the easy or the more difficult way to the top and you'll be rewarded with great views, a peek at a waterfall (on the more difficult route) and gorgeous turquoise lakes once you reach the top.

For this hike comfortable footwear is fine in dry conditions.



Photo: Johnston Canyon/Parks Canada

Plain of the Six Glaciers/ Victoria Glacier

Another popular hike in Banff National Park, this 11.8 km, moderately challenging hike starts at scenic Chateau Lake Louise, a two-hour drive from Calgary.

Lakeshore Trail is located along the beautiful but busy Lake Louise. Enjoy views of the Victoria Glacier while you hiking up until you reach a small tea house (open in summer months, cash only).

From the Plain of Six Glaciers Tea House, you can choose to hike an extra 1.5 km to the Abbot Pass Viewpoint where you get a vantage point of the Lower Victoria Glacier crevasses.

Hiking boots are recommended for this hike, and remember to bring plenty of water with you.

Johnston Canyon

Located about 2 hours and 15 minutes by car from Calgary, this is a family-friendly hike as well as one of the most popular hikes in the Banff area, featuring stunning waterfalls, nesting black swifts and viewing platforms where you can get a unique view of the canyon. Depending on how much time you have, you can hike all the way to the Ink Pots, ponds with mineral water bubbling to the surface, or turn back at one of the pit stops by either the Lower- or Upper Johnston Falls. The hike is fairly easy with only a moderate incline and winds through the canyon on paved trails and catwalks clinging to the canyon walls for the first 2.6 km.

From the Upper Johnston Falls you can leave the crowds behind and continue hiking for about an hour through the forest and onto a meadow until you reach the Ink Pots.

The only drawback of this hike is that you will return along the same path – that doesn't take away from its natural beauty, though. Comfortable footwear is fine unless it is very wet and muddy.



Photo: Grassi Lakes/Adriano Lopes

What to Wear

We all know RVing is about flip flops and bathing suits, but sometimes we as Canadians need an extra layer or two to keep extra comfortable. We've selected a few items we think would make great additions to your camping packing list. All of this you can get over at our friends CrossIron Mills.



For Her

- 1 — Ascend, Bass Pro \$55.00**
- 2 — Divided, H&M \$24.99**
- 3 — Joe Fresh \$39.00**
- 4 — Timberland, Little Burgundy \$170.00**
- 5 — Tory Burch, Sunglass Hut \$245.00**
- 6 — The Hatter Company, Below The Belt \$40.00**

For Boy

- 1 — Oshkosh \$18.00**
- 2 — H&M \$34.99**
- 3 — Joe Fresh \$22.00**
- 4 — Jersey City \$27.99**
- 5 — Iron Man, Bass Pro \$14.99**
- 6 — Keen, Sport Chek \$69.99**



For Girl

- 1** — Oshkosh \$16.00
- 2** — H&M \$19.99
- 3** — Joe Fresh \$24.00
- 4** — Children's Place \$34.95
- 5** — Children's Place \$19.95
- 6** — Toms, Kixs \$55.00



For Him

- 1** — H&M \$12.99
- 2** — Lira, Below the Belt \$65.00
- 3** — The North Face, Bass Pro \$230.00
- 4** — Polo Ralph Lauren, Sunglass Hut \$225.00
- 5** — Merrell, Sport Chek \$169.99
- 6** — Rainier Paracord Bracelet, Sport Chek \$14.99

Bargain Camping for the Frugal Camper

Camping is already one of the cheapest ways to vacation, but there are easy ways of making it an even more budget-friendly activity. Whether your family is on a tight budget this year or you get a kick out of living frugally, we have some handy tips for you to help cut the cost of your next camping trip.

Where to Go?

Boondocking or dry camping is a hit among the super-frugal campers. No campground fees and no hook-ups. Sounds appealing?

Boondocking may sound a bit extreme for your taste, but there are also other ways to save on campground fees.

Camping in provincial and national parks is generally cheap and comfortable. The level of services varies, though, and the campgrounds fill up fast in peak seasons, so do your research online and book in advance at:

- > Alberta Provincial Parks Online Reservations
- > BC Parks Online Reservations
- > Parks Canada Online Reservations

Another way to save on campground fees is to join an RV membership club. Shop around online and find a club that suits your needs by paying attention to the number of participating campgrounds in the area where you want to camp, campground season and restrictions to discounted rate.

Frugal-rv-travel.com provides a comprehensive overview of membership clubs for both boondockers and those looking for discounts on campgrounds.

Plan Ahead

True, time is money, but planning ahead can help you avoid unexpected extra costs on your camping trip.

Make a comprehensive list of things you need on your trip, check the weather forecast and bring the appropriate clothes and gear. Think about all the items you use on a daily basis and throw in some extras to avoid making an emergency trip to the nearest shop because you've run out of diapers.

As mentioned earlier, reserve a campground early – especially if you are looking for a group campsite or a provincial or national campground in peak season.

Bring firewood from home. Not only do you run the risk of the campground being sold out, you could also end up forking over exorbitant amounts of cash for your firewood. Depending on whether you cross provincial or national borders on the way to your campsite, you may not be able to bring firewood from home. Stopping in a nearby town to stock up is another foolproof solution to ensure you will enjoy a campfire later.

The More the Merrier (and Cheaper)

Travelling in a group can help reduce the cost for everyone involved in a group camping adventure. If you have some extra space in your car or RV, carpooling will cut the fuel expense.

Many campgrounds have group campsites. Check the rates to see if you'll get a better rate when the fee is split among all parties.

As an added bonus, your fellow frugal campers may have new tips and tricks to share and

you can buy food in bulk and cook together for added savings.

Be Tech Savvy

The days are over where you need four different battery sizes in stock before you go camping. Investing short term in solar-charged or kinetic batteries or crank-style flashlights and radios are popular replacements that could help you save on batteries in the long run.

The same goes for your RV. There are many solutions out there that can help you go off the grid and save on electricity and water.

Something Borrowed, Something Shared, Something Used...

To save money on gear if you're just starting out camping or if you need to replace your camping equipment, consider sharing with friends or family and split the cost.

Garage sales are goldmines for campers looking for cheap gear. It is possible to find gently used equipment for a great price.

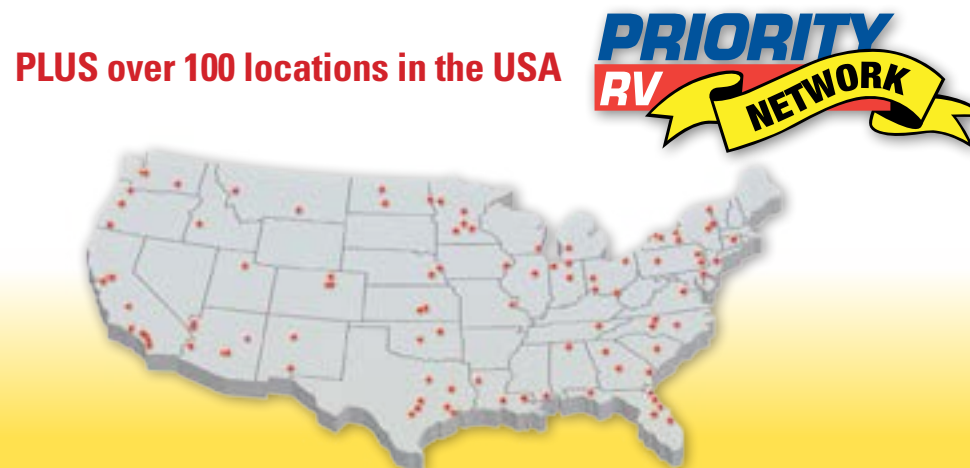
If you don't go camping that often, you could also borrow specialized gear that you know you're unlikely to use more than once or twice.

Finally, end of season sales are another source of discounted gear.

Enjoy bargain hunting and remember it's never too early to prepare for your next (frugal) camping adventure!

RV CARE PROUD TO HAVE BUCARS RV IN NATIONAL NETWORK

RV Care is Canada's national RV dealer network providing reliable priority service along with quality parts and supplies for Bucars RV customers when they travel. For people traveling south, RV Care has an alliance with the Priority RV Network with over 100 locations throughout the USA ready to help Bucars RV customers with the same top quality service and support.



More information is available from your friends at Bucars and on the RV Care web site

www.rvcare.ca

Get Cooking

Traditional camping food, such as hot dogs and burgers are great, but after the third or fourth day they can get a little old. Here are a few healthier and fun-to-make alternatives that will take your camping meals from greasy to gourmet.



Breakfast in a Jar

BREAKFAST

This is everything you need to kick-start your day and give your body the energy it needs to get through an active day in the great outdoors.

Prepare this recipe the night before.

SERVES: 2

INGREDIENTS

- > 1 cup fresh raspberries
- > 3 tablespoons raw honey
- > 1 tablespoon fresh squeezed lemon juice
- (Or replace the top three with jam)
- > 4 tablespoons chia seeds
- > 2 cups rolled or quick oats
- > 2 cups of milk
- > 1 tablespoon vanilla extract

DIRECTIONS

1. Raspberry Chia Jam: Mash together the raspberries, 1 tablespoon of honey and lemon juice. Once a jam consistency, stir in 2 tablespoons of chia seeds, cover and refrigerate overnight. If you don't have fresh ingredients, raspberry or strawberry jam will work well.
2. Oats: Combine oats, milk, 2 tablespoons of chia seeds, vanilla and 2 tablespoons of honey (this can vary depending on how sweet you like your oats). Mix together, cover and refrigerate overnight.
3. In the morning layer the oats with the raspberry chia jam. Garnish with fresh raspberries, blueberries or nuts if desired.



Camp Pizza

LUNCH

This is the perfect mid-day pick-me-up to rejuvenate your energy level and give yourself a tasty cheesy treat.

SERVES: 2

INGREDIENTS

- > 3 tablespoons olive oil
- > 1 pre-baked pizza crust
- > 1 onion
- > 8 ounces Italian sausage
- > ¼ teaspoon salt
- > ¼ teaspoon pepper
- > 1 tablespoon fresh or dried thyme leaves
- > ½ tablespoon dried basil leaves
- > ½ can tomato sauce
- > 1 ½ cups shredded pizza cheese
- > 2 tablespoon grated parmesan cheese
- > 1 tomato (sliced or diced)
- > 1 green pepper (diced)



DIRECTIONS

1. Heat a charcoal or campfire grill to medium (about 350 degrees F) or set up a camp stove and use medium heat. Warm a large heavy frying pan until hot, then oil bottom and sides. Toast pizza crust (cheesy side down, if there is one), pressing down on edges, until crunchy and golden on bottom, 4 to 5 minutes.
2. Spread pizza sauce on the crust and then add the onions, sausage, salt, pepper, tomato's, green pepper and thyme. Sprinkle dried basil over top all of the ingredients.
3. Add the cheese finishing off with parmesan.
4. Return the pizza to the heat. Cook, covered with lid or foil, until cheese begins to melt (check underside to be sure it doesn't burn). This should take approximately 5 to 8 minutes.
5. Remove the pizza from the heat and transfer it to a serving platter. Let cool for 2 minutes then cut and serve.



Homemade Trail Mix Protein Granola Bars

SNACK

Snacking is important, in order to maintain your energy levels, especially when you are being active. These homemade granola bars are tasty and the perfect treat to keep you going till dinner.

SERVES: 4

INGREDIENTS

- > 1 cup rolled or quick oats
- > 3 x 30 gram scoops of whey protein
- > ½ cup trail mix (chopped)
- > ½ cup natural peanut butter
- > ¼ cup honey
- > ¼ cup water

DIRECTIONS

1. Preheat your RV oven to 325 degrees F and line cookie sheet with parchment paper
2. Mix all ingredients in a large bowl until fully blended
3. Roll onto cookie sheet until it is about 1 inch thick
4. Bake for 14 minutes, then remove and cut into bars and separate them so they are not touching. Return to oven and bake for another 14 minutes until they are golden brown. Remove from oven, let cool and enjoy.



Single Serving Campfire Chicken Stew

DINNER

This stew is the perfect meal to cap off a day of adventuring. It's easy to make and makes single servings so there is little to no clean up!

SERVES: 4

INGREDIENTS

- > A bunch of cut up chicken
- > 3 potatoes, peeled and diced
- > 1 cup thinly sliced carrots
- > 1 green pepper (diced)
- > 1 can cream of mushroom soup
- > ¼ cup water
- > Salt and pepper to taste



DIRECTIONS

1. Grill chicken, potatoes, carrots and green pepper over medium campfire heat for 5 minutes.
2. Divide mixture between 4 aluminum foil packets.
3. Add soup, water, salt and pepper to each packet and fold the foil around the mixture and seal tightly
4. Place on grill (or just toss in the coals) for 20-25 minutes. Open carefully to allow the steam to escape and enjoy!



The Ultimate S'more

DESSERT

We know this is not the healthiest of treats, but lets be honest, no camping trip is complete without the ultimate S'more.

INGREDIENTS

- > Graham wafers
- > Marshmallows
- > Nutella
- > Caramel sauce
- > Raspberries & blueberries (for garnish)
- > Any other delectable treat that will fit between two graham wafers – be creative!

DIRECTIONS

1. Toast your marshmallow until golden brown
2. Have the Nutella and caramel sauce prepared on two graham wafers
3. Press the marshmallow between the graham wafers and enjoy!



STAFF PICKS Where to Go, What to See

BRIAN INNES

RV:

2008 Big Sky 3400RLQ

Favourite place to RV:

Westward Ho Park Sundre (Summer and Winter)

Favourite thing to eat while RVing:

Steak (cooked over the fire)

Don't leave home without:

Beer

Best tip for newbies:

Have Fun

Favourite thing to do while RVing:

Long Walks, enjoying the great outdoors. (People, Plants, Flowers, Birds and Animals.)



KAYLA LEWIS

RV:

2013 Keystone Hideout

Favourite place to RV:

McLean Creek Camp-ground, Bragg Creek and Bear Creek Provincial Park, West Kelowna, BC



Favourite thing to eat while RVing:

Firecooked Stew

Don't leave home without:

Lighter/matches and lots of water

Best tip for newbies:

Plan to cook over a fire. It's easy and tastes great!

Favourite thing to do while RVing:

Relax around the campfire and hiking

DOUG BELANGER

RV:

Travel Trailer - 2013 KZ Spree LX 220KS and Jeep Commander

Favourite place to RV:

Coeur d'Alene, Idaho, idahorvpark.com

Favourite thing to eat while RVing:

Homemade hash browns and bacon over the Coleman stove on a cast iron grill

Don't leave home without:

Propane Fire Ring

Best tip for newbies:

Don't pack what you don't need or won't be using on the trip you're going on, no need carrying extra weight for nothing.

Favourite thing to do while RVing:

Mountain biking



RV Delivery Specialists

*Proud to partner with Bucars in
Serving western Canada's RV families*



www.teamrvexpress.com
sales@teamrvexpress.com
855-820-6600



More Standard Features

FOR AN **Extraordinary Journey**



Pursuit
BY COACHMEN



CROSS COUNTRY



COACHMENRV.COM

The Trip That Turned Us Into RVers

Meagan Shultz

I'm not a camper. I grew up camping but no longer consider myself a camper. We had a tent trailer when I was little and camped a lot with my family. When my husband and I first met we bought a ton of camping equipment, a tent, pots, pans, stove – you name it. We camped rain, shine and snow. Once we even had to shovel snow just to put our tent up. That all changed the year my Mum bought a recreational property. It was so much “easier” to hit the road with a relatively empty car – a few groceries in tow – and arrive to warm showers, a roof over our heads, a stove, fridge, dishwasher, comfortable beds and not having to shovel your camping spot out before setting up camp.

Years passed, we got married, had two kids and it was still just easier. Actually to be honest, camping never even crossed my mind. Sure, there were elements I missed, fires, cooking over the hot coals, etc., but it wasn't something I thought about often.

Then in early 2015 my husband showed me a commercial that changed my mind. (I know about marketing, my husband's in the business. I know what they're trying to accomplish, I don't usually fall for sales pitches but all of a sudden I couldn't get this commercial out of my head).

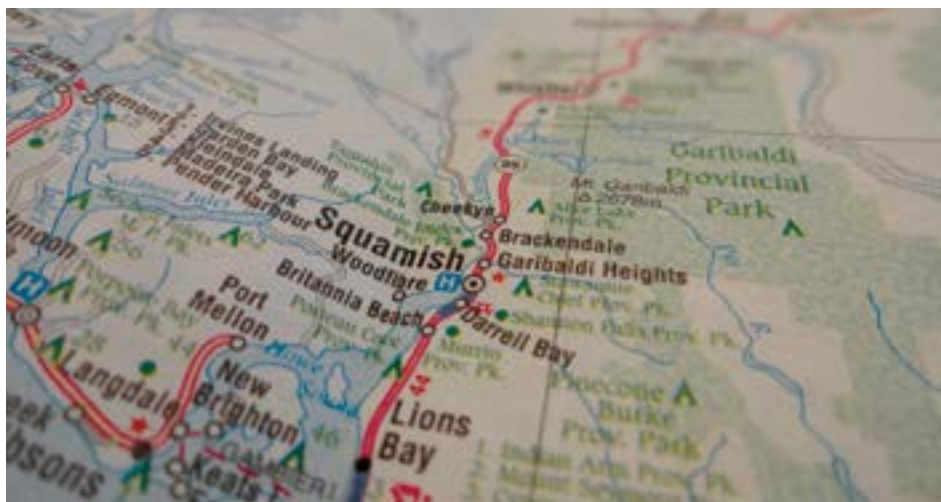
It was the Go RVing – Bring Back Wildhood commercial. Maybe it's because I'm a Mum now and this ad spoke to me. Maybe it's because I saw this and thought, “our kids don't get to explore like we used to.” Or maybe it's because I saw it and it reminded me of my own childhood. What-

ever the reason, I saw it and thought... “wow! We need to take the kids camping.”

A couple of months later my husband asked if I would want to borrow an RV from our good friends at Bucars RV to go on a camping road trip for a few days in the spring. We'd talked about it in passing before and I had always turned my nose up at it. This time, much to his surprise – and a bit to mine, I said yes.

We decided we would go just before the May long weekend. We'd head west to Vancouver Island before the masses hooked up their trailers, jumped in their RVs and hit the road, but still nice enough that we would have good weather. Off we went.

We wanted the “road trip” and wanted to stop at all those places you never stop at because



you're in a rush to get to your destination. We wanted to be able to take our time, to make unplanned stops, to see interesting roadside turnouts and not have to say "maybe next time." To officially enjoy the journey and not have it all about the destination.

We spent a good month or so planning our trip. Investigating campsites along our planned route, ensuring we would only have to drive a few hours each day.



We chatted with people, asking for recommendations, used Google maps to find campgrounds and routes, looked at reviews – all those things you do when selecting a place to stay.

I started looking at fun and interesting recipes and how best to cook food on a campfire – thank you Pinterest! I made a meal plan for our breakfasts, lunches, dinners and snacks depending on if we were going to be at a campsite or whether it was a "travel" day and we needed something that would be easy enough for kids to eat in the car. Did I mention our kids are four and one? That meant peanut butter and jam sandwiches were on the menu frequently during road trip days. Those and cream cheese and cucumber! We made an itinerary with all the dates, addresses, confirmation numbers. The planning was fun.

More time consuming than only visiting one place, but that's what made this trip interesting.

I won't go into in-depth details about our trip: the sights we took in (lots), the places we stayed (six), or how many kilometers we put on the motorhome (2600 or so). What I will tell you about is how much fun we had as a family: days spent exploring creeks, pathways, forests, running on beaches and chasing waves, biking, picking up crabs, sand dollars, finding abandoned seashells or those occupied by unexpected creatures, playing with snails and slugs, getting dirty, laughing.

Nights were spent cooking over a wood burning fire, roasting marshmallows, making s'mores. Kids staying up till it was dark (WAY past their normal bed times), and then crawling into their bunkbeds to dream about all they saw that day. Me and my hun would spend the rest of the night chatting away by a smouldering fire with a glass or two of vino, talking of our plans for the future, what we want to accomplish as a couple and the dreams we have for our family. We connected in a way we haven't done in a very long time...maybe even ever. Day after day, night after night. New adventures, new sites, new experiences and a whole new connection as a family.

It was one of the best family vacation we have EVER had. Even months later as I write this, I look back on our time together with a smile on my face. I have to admit, however cheesy I may come across for saying so, going on this RV trip brought back my Wildhood. I saw how much me, my husband and our children benefited from the experience and maybe, just maybe I can call myself a camper again.

—
Meagan Shultz is an Event Manager extraordinaire, super Mum, and born and raised Calgarian (and now, potentially, an RVer).



SONIC
BY VENTURE RV

SONIC
LITE
BY VENTURE RV

Ultra-Lite Travel Trailers



Sonic & Sonic Lite Your One-Stop UltraLite Shop

All new sonic lightweights starting at 2,590 pounds!

Designed for today's smaller tow vehicles and families on the go!

Lite on weight, but not lite on basics – amenities that compete with many motorhomes!

Sonic Lite – Fiberglass seamless roof system, awning, dry bath and 82-inch interior height!

venture-rv.com



- More RVDA travel trailer DSI awards than anyone!
- Continuous operation since 1972!
- 611,000 square foot manufacturing complex!
- Stable workforce!



CONNECT

Spree



Spree ESCAPE

Spree Connect

Lightweight Travel Trailers

- 24-month warranty!
- Connect with family!
- Gourmet kitchen layouts!
- Flexible sleeping options!



C321RNS | Glacier décor

Spree Escape

Ultra-Lightweight Travel Trailers

- Spree travel trailer retail YTD sales up 18.6%!
- The perfect Escape from reality!
- Expandables and hardsides!



E196S | Copperstone décor

kz-rv.com

Tips for Camping with Your Dog

Chances are that your dog loves the great outdoors just as much as you do, so why not bring your pet along on your next camping trip? Take your dog's walk to the next level by introducing your furry friend to new sights, sounds and smells.

Here are some tips to make camping with your pet a fun and safe experience.



Remember that dogs are creatures of habit. Although you're on vacation, try to stick to your dog's normal routine. Bring dog food and treats from home and take your dog out for a walk when you normally would. Also, give it time to adjust to its new environment and rest. Even dogs can get exhausted from all the camping excitement!

Prepare for a Pet-Friendly Trip

- > Check that your dog's vaccinations are up to date. Consider vaccinations for Lyme disease and bordetella – talk to your vet for more information.
- > If your dog is not used to travelling in your car or RV, take it for a short test ride and see how it reacts.
- > Is your dog in good health? The stress of travelling can be too much for older dogs or dogs with chronic diseases. Talk to your vet if you're in doubt.
- > Does the campground you're headed to allow pets? If yes, what are the rules regarding pets?
- > If the campground requires your dog to be on a leash at all times, is there a nearby off-leash area where you can let your dog roam free? Note that you must keep your dog leashed while in Alberta provincial parks.

What to Pack

- > Your dog's health records, your vet's phone number, medicine and a copy of any prescriptions
- > ID tag for your dog
- > Flea/tick repellent or collar
- > Leash, tie-outs and stake
- > Nightlight for your dog's collar
- > Food and water bowl
- > Dog bed
- > Your dog's favourite toys
- > Extra towel
- > Carpet cleaner, floor cleaner and paper towel in case of any accidents
- > Your dog's food and some treats

Safety Tips for Pet Camping

- > Consider putting together a separate first aid kit for your dog, so you have the right tools at hand to treat hurt paws, small burns and insect bites.
- > Keep your dog at a safe distance of fires.
- > Don't leave your dog outside unattended.
- > Keep an eye on your dog to make sure its leash doesn't get tangled in picnic tables, chairs, trees, etc.
- > Dispose of or stow away all dog food and treats (any food items, really) after mealtime to avoid attracting wildlife.
- > Be aware of diseases your dog may contract from wildlife, insects or plants, so you can be attentive to your dog's health.

On the Road

- > Make the trip to the campground an enjoyable experience for everyone. Make frequent stops for you dog to get a drink of water, bathroom break and a bit of exercise.
- > Bring a travelling crate or a pet seat belt.
- > Bring some of your dog's stuff from home, such as a dog bed, blanket or toys to make the trip more comfortable.
- > Have plenty of water on hand to keep your dog hydrated.

Pet Etiquette in the Campground

- > Keep your dog leashed to keep it from wandering into your neighbours' campsite. If your dog needs a bit more freedom, bring a portable exercise pen.
- > Pick up after your dog.
- > Be respectful to others and wildlife by keeping your dog close to you while on a walk and don't let it bark excessively.

Introducing...

the
Essence

Exploring innovative perspectives



www.woodland-park.com

Q&A

with **Chris Mahony**



Coming off a banner 2014 year with its “Wildhood” campaign, Go RVing Canada will be looking to take it up a notch in 2016 and the effort will once again be steered by four-year Go RVing Canada Executive Director Chris Mahony.

Self-professed lover of the outdoors and everything food, Chris gave us a few moments of his busy schedule – he attends pretty much every industry event across North America possible – to chat with us about himself and the success the “Wildhood” campaign has had on attracting more Canadians to the world of RVing we all know and love.

What did you have for breakfast? I just landed back from the RVIA’s Louisville show a couple of days ago and currently sticking to a shake, poached egg on rye bread. If I’m home, breakfast is an integral part of my day and key to keeping me going. You can usually find me having Greek yogurt and berries or something like that.

Tell us about yourself. Where did you grow up? I was born in South Africa, raised in the UK, near London from the time I was 11 years old. I loved the UK – still do! It had a huge impact on my life and I still have many great friends and family back there. I took a gap year out of high school to travel the world, then ended up at Oxford’s Business College for my degree.

Oxford, hey? What was that like? I concede that Oxford is a great school and is a great town. People don’t realize Oxford is made up of 36 colleges so it’s like a small city. I played on the rugby team, got to travel lots and the entire experience was a formidable part of my life.

We’re seeing a travel theme here. You like to travel? I’ve travelled around the world twice in my life and yes, I love it. You could say I have the travel bug at all times. I’ve been to South East

Asia many times and it continues to be a favourite destination of mine. I love Australia and New Zealand.

I’ve also crossed Canada by car five times – twice in an RV! I love driving this country; there’s so much to see, so many roads to take. Some of my favourite spots in Canada are the Okanagan, East Coast, and that point when you’re finished driving through the Prairies and see the Rocky Mountains for the first time. That moment is unreal. I’ve been to a lot of places and Canada definitely matches the hype of those other places in terms of beauty. We’re very lucky here.

Do you RV often? My wife and I try and go once or twice every year. Also, whenever Go RVing has a photo or video shoot on location I am usually camped-out in an RV and make a point to go on a little trip after the work is done. I can remember a first trip to Trois River, QC with my wife when it started to pour with rain. We stopped at a Fromagerie for snacks. Back in the RV we sipped on a glass of wine and enjoyed the moment. That alone, plus the flexibility and comfort of RVing is what is really attractive. It’s what it’s all about.

Tell us about this now famous – and award winning – “Wildhood” campaign. How did it come about? Simply put, it came to us as “Fort-building in the living room as a kid”... This sense of curiosity and discovery and building forts as youngsters. We kind of lose all that being an adult – with responsibilities and all. We

used to play in the street and go outside as kids. That’s not often the case today. Kids want to play, get dirty, not have a chaperone.

At it’s core - that is the definition of “Wildhood” - something that we once owned and have lost.

We know RVing brings that out in people - both in kids and adults. We used to have this so we thought “let’s bring it back!”

The devices we process, while necessary, get dropped away pretty easily when there’s a bunch of things to play with outside and we provide an opportunity to explore. That’s why

RVing is this great accessible thing.

How did people react to the commercials?

When the campaign first ran I got 5 emails a day. Past campaigns did very well but “Wildhood”

blew it out of the water. We received notes from people who never thought they’d be RVers and have now taken it up. We even got calls from school teachers saying how they loved the idea of getting kids back outside, exploring, discovering and having a sense of wonder.

What’s in store for 2016? In 2016 we’re going to extend “Wildhood” beyond TV and video into content and experiential concepts. Something BIG is in the hopper for “Wildhood” that I can’t share that has to do with broadcast TV.

Stay tuned! There’s more brilliance coming to a campsite near you.

“...the idea of getting kids back outside, exploring, discovering and having a sense of wonder.”

Stay up to date with Go RVing Canada as they surprise and delight the experienced and newbie RVer in Canada. (Bucars owner, Jeff Redmond, has been a board member for many years too!) Follow them on Facebook [facebook.com/GoRVingCanada](https://www.facebook.com/GoRVingCanada) and Twitter [@GoRVingCanada](https://twitter.com/GoRVingCanada), and visit them online at GoRVing.ca. You can sign up for Go RVing Canada’s newsletter for great articles, recipes and information about RVing across North America. In 2015, The “Wildhood” campaign won a Canadian Marketing Association Award and a Cassie Award.

Coachmen Catalina...

Great Product, Great Price, Great Camping



CATALINA



CATALINA SBX



COACHMENRV.COM

Come see why
our award-winning
RV dealership is

Refreshingly Different.



bucars
CALGARY'S RV CENTRE

bucarsrv.com

